

PLANETPALS Bookplates

Directions:


1. Print this out
2. Cut along Dotted Lines
3. Glue into your book

*You can print this on sticky back label paper or ordinary white paper and use glue to mount it to the inside of your book.

© Judith Gorgone
www.planetpals.com

This book belongs to a
PLANETPAL

(write name here)



© www.planetpals.com

This book belongs to a
PLANETPAL


(write name here)



© www.planetpals.com

This book belongs to a
PLANETPAL


(write name here)



© www.planetpals.com

This book belongs to a
PLANETPAL


(write name here)



© www.planetpals.com

This book belongs to a
PLANETPAL


(write name here)



© www.planetpals.com

This book belongs to a
PLANETPAL

(write name here)



© www.planetpals.com